

Versatile

COLLCAM COMPONENTS

| PART | DESCRIPTION / COMPONENTS |
|---|--|
| COLLCAM PHOTO BOX | Dimensions: 200 x 230 x 120 cm (W/H/D) CollCam exposure unit CollCam camera with high resolution 2 CollCam diffusor exposure units, dimmable |
| COLLCAM PRESENTATION BOX | Dimensions: 300 x 250 x 300 cm (W/H/D) Customisable colour or veneer including installation and accessories |
| COLLCAM PRESENTATION STAND | Dimensions: 80 x 90 x 70 cm (W/H/D) Colour / veneer acc. to customer requirements Operating panel: CollCam 24" touch screen monitor |
| COLLCAM WALL PROJECTION | Wide-angle projector / short |
| COLLCAM CEILING UNIT FOR WALL PROJECTION | Including adjustable projector bracket |
| COLLCAM FLOOR PROJECTION | Wide-angle projector / short |
| COLLCAM SERVER | Installed in CollCam presentation stand CollCam software including all modules and drivers Technical data: Intel i7 PC feat. Windows 8.1, 16 GB RAM, 256 GB SSD, 1TB HDD Graphics card nVidia GeForce GTX 780 (4 outlets) 2 x HDMI / 2 x DVI / Keyboard + mouse Type: 19" rack version |
| COLLCAM RANGE OF COLOURS EX WORKS SPECIAL COLOURS AVAILABLE ON REQUEST | <div style="display: flex; justify-content: space-around; align-items: center;"> <div style="background-color: #4b4b4b; color: white; padding: 2px 5px;">RAL 7013</div> <div style="background-color: #6b6b6b; color: white; padding: 2px 5px;">RAL 7030</div> <div style="background-color: #8b8b8b; color: white; padding: 2px 5px;">RAL 7016</div> </div> |



Lins Software-Systeme GmbH

Software solutions to the point

Stöcken 4-6 · D-74594 Kreßberg-Marktlustenau
Tel.: 0049 7957 92 69 20 · info@lins-software.de



WHAT COLLCAM OFFERS

Great presentation in a small space
Realistic room experience for selected materials
Suitable for any wall and floor covering: tiles, natural stone, parquet, plasters, etc.

HOW COLLCAM WORKS

Put original pattern under the CollCam
Press the FOTO button on the touch screen display
Within a few seconds, you will see the selected material on the wall and/or floor
Alternatively, you can use other original covering laying patterns
Finished!

ADDITIONAL PROFESSIONAL FUNCTIONS

Multicam for highly textured material
Save materials in the CollCam library
Direct access to ViSoft Premium, the 3D planning software for rooms and bathrooms
Presentation platform for ViSoft-LivingWall 3D module
Automatic software update
Direct link to the Lins Software-Systeme cloud solution

THE TECHNICAL FEATURES OF COLLCAM

Professional version available in landscape format or as a corner solution
Three stylish colours (special colours available on request)
Customized solution or professional version
Delivery, installation and instruction by CollCam mechanics

COMPANY PROFILE

Lins Software-Systeme is an owner-managed German company which has successfully developed and distributed industry solutions for tiles, natural stone, tiled stoves, screed and floors since 1996. Our flagship is Kutex, the enterprise resource planning software featuring customized, practice-oriented modules - from integrated document archiving and cash systems to calculation, invoicing and accounting. The CollCam presentation system completes our portfolio.

CollCam

DIGITAL PRESENTATION
OF TILE PATTERNS



The universal
presentation system
FOR ANY WALL AND FLOOR COVERING

Universal


VERSATILE AT ANY EXHIBITION

YOUR SHOWROOM BENEFITS


- Convincing:** Appealing presentation box with high user value
- Space-saving:** Effective large-scale presentations in small spaces
- Ultramodern:** Very realistic high-resolution projection
- Convenient:** One sample tile, one touch - You present the result
- Professional:** Material photography at studio quality level

YOUR CUSTOMERS BENEFIT

- Decisive:** Not only the surface feel but also the look is important
- Versatile:** Try out different versions and materials
- Realistic:** Stand on your selected floor in the box
- Impressive:** See tiles 1:1 in their original size on the wall and on the floor
- Long-lasting:** Digital presentation result to take away



The system can be set up very flexibly



The position of the PhotoBox can be freely selected

Compact

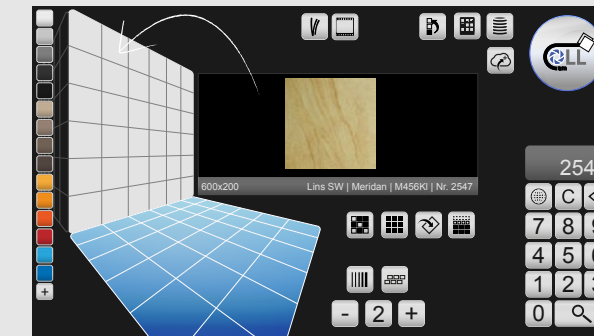
INTUITIVE OPERATION VIA TOUCH SCREEN



The CollCam presentation column with 24" touch screen

Present

LAY TILE PATTERNS 1:1 IN ACTUAL SIZE



Simply proceed as follows:
At the push of a button, PhotoBox creates a perfect image of the original pattern – on the floor and at the wall. All in perfect, high-resolution picture quality.

CollCam Designer has even more features:

Laying methods, laying direction, edging, mosaics, vertical sections and customised patterns – in this way, your customers receive effective, professional and quick advice. You can upload the result as picture file on the web and provide the customers with their digital design to take away.

